

Magento 2 Plugin - Integration

Content

More information



[Payment on your store](#)
[Order management](#)
[Multi-currency](#)
[Pages linked](#)

- [Magento 2 Plugin - Integration](#)
- [Magento 2 Plugin - Configuration](#)

Payment on your store

Redirection / Lightbox

If one of these two user experiences is chosen, the plugin simply inserts the logos of the means of payment offered in line with the amount of the order:

Shipping

Review & Payments

Payment

VISA

MasterCard

CB

1euro.com

PayPal

paiement sécurisé via Payline

Check / Money order

☐ My billing and shipping address are the same

DOE John
3 rue du test
Marseille, Bouches-du-Rhône 13003
France
+33442000003
[Edit](#)

Place Order

Order Summary

Cart Subtotal	\$6
Shipping Flat Rate - Fixed	\$
Order Total	\$61

1 Item in Cart

Typhon
Performance
Fleece-lined
Jacket

Qty: 1

When clicking on the **Place Order** button , depending on the experience chosen, either the buyer is redirected to the payment page, or the interface is displayed in lightbox mode:

Shipping

Revi

Payment

VISA MasterCard CB 1euro.com

paielement sécurisé via Payline

Check / Money order




☐ My billing and shipping address


DOE John
3 rue du test
Marseille, Bouches-du-Rhône
France
+33442000003
[Edit](#)


Principal

Montant total: 60,00 USD


Choisissez votre moyen de paiement



 Numéro de carte

 21


MM/YY

 CVV

Payer par carte

PayPal

1euro.com

Payline by PAYCOM |  Paiement sécurisé

Integrated mode

When this user experience is chosen, the payment form is directly integrated into the checkout. Below the preview in "tab" mode, there is also a "column" mode:

ShippingReview & Payments

Payment

PayPal

1euro.com

Numéro de carte

Numéro de carte

Date d'expiration

21

MM/YY

Cryptogramme

CVV

Payer par carte

Check / Money order

☐ My billing and shipping address are the same

DOE John
3 rue du test
Marseille, Bouches-du-Rhône 13003
France
+33442000003
[Edit](#)

Place Order

Order Summary

Cart Subtotal

Shipping
Flat Rate - Fixed

Order Total\$

1 Item in Cart



Typhon
Performance
Fleece-lined
Jacket




Qty: 1



The validation of payment data in the Payline form results in the automatic validation of the order summary step in the checkout: the click on **Place Order** is simulated.

1-click payment


Regardless of the user experience chosen, you have the option of offering payment data recording when the buyer places his first order.

A checkbox is displayed on the interface:







Numéro de carte

 Numéro de carte

Date d'expiration

 MM/YY

Cryptogramme


 CVV

Payer par carte




☒ Mémoriser ma carte


Once the card is registered, it is offered on the interface to allow "1-click" payment, without re-entering payment data:


Utiliser un moyen de paiement enregistré

 ****3574 - 01/18


Valider votre paiement









Numéro de carte

 Numéro de carte

Date d'expiration

 MM/YY

Cryptogramme

 CVV

Payer par carte

☒ Mémoriser ma carte

Re-attempt to pay

The secondary payment methods selected in the plugin configuration are offered to your customers when their first payment attempt is refused.

After payment

Upon returning to the store after a successful payment, the buyer obtains the classic Magento order confirmation page, on which the identifier of his payment transaction is inserted:

HOT

NEW

[Home](#)
[New Arrivals](#)
[What's New](#)
[Women](#)
[Video Download](#)
[Men](#)
[Gear](#)
[Training](#)

Your order # is: 000000005.

Your payment transaction ID is: 26118175735819

We'll email you an order confirmation with details and tracking info.

[Continue Shopping](#)

You can track your order status by creating an account.

Email Address: johndoe@yopmail.com

[Create Account](#)

In the event of payment failure, the filled basket is displayed to allow a new attempt.

Order management

Payment information

In the order details of your Magento 2 back office, a permalink allows you to directly access the details of the associated transaction (s) in the Payline administration center.

Validation

If you have opted for the debit mode "on dispatch", you have the possibility of separately validating the amount of each item of the order.

The validation is done via the creation of a partial invoice, for the product concerned.

Refund

Each order item that has been validated can be reimbursed individually from the order details.

Processing a fraud alert

You have configured anti-fraud rules in the Payline administration center, associated with the **block transaction action**. When a rule of this type is triggered, Payline associates the return code 04003 with the transaction. The Magento 2 plugin interprets this code by placing the command corresponding to the status you have selected for this case.

This intermediate status should not be blocking. It simply allows your customer service to take the measures you deem necessary: contact the customer, check their history, ...

Once the checks are done, two options are possible:

- the button **raise the alert** for the detail of the order calls the unBlock web service for the transaction. The order changes to the status corresponding to authorized payment, the workflow can continue.
- the **proven fraud** button definitively blocks the order, which is passed to the statut corresponding to the refusal of payment.

Multi-currency

To process multicurrency you must create points of sale with the desired currency and Magento will transmit the currency to Payline.

Pages linked

- [Magento 2 Plugin](#)
- [Magento 2 Plugin - Configuration](#)
- [Magento 2 Plugin - Integration](#)
- [Prestashop 1.6/1.7 Plugin](#)
- [Prestashop 8.x plugin](#)
- [SDK & Plugins](#)
- [WooCommerce Plugin](#)
- [WooCommerce Plugin - Integration](#)